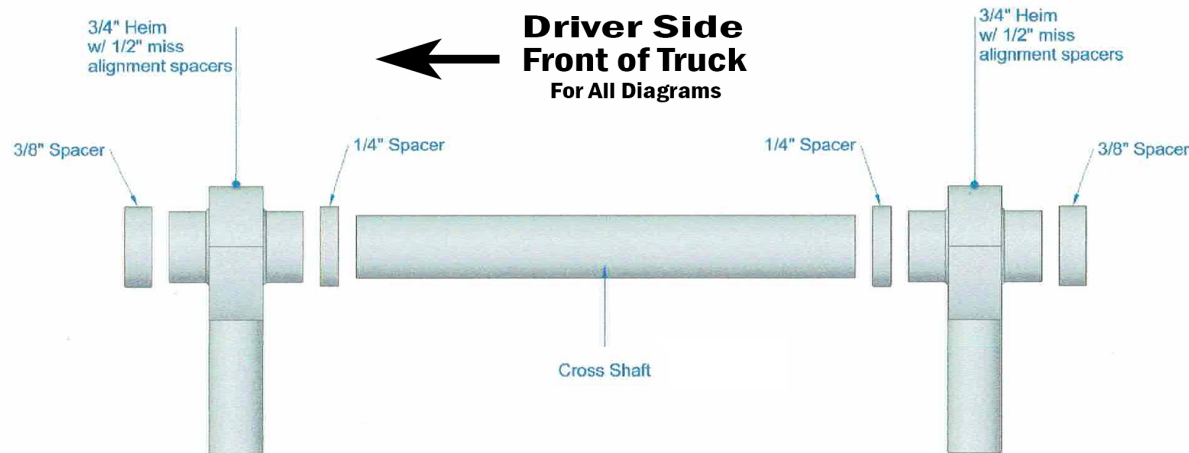
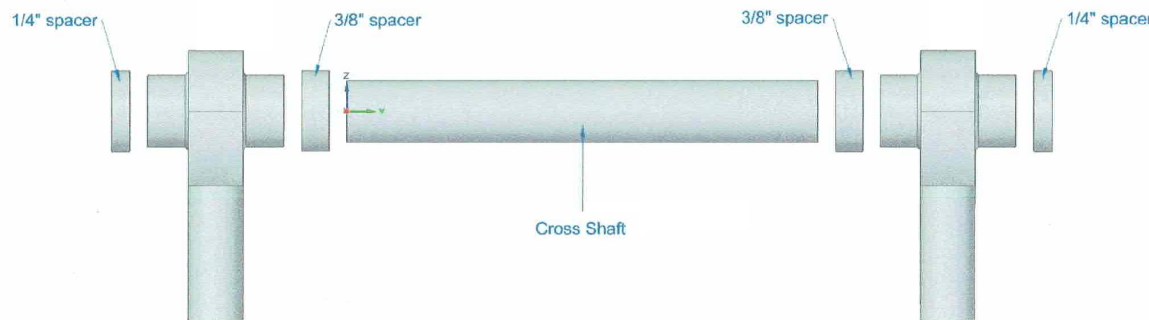


Instructions

Due to different variations in the Toyota UCA Cross Shaft. There are 3 different ways to set up your UCA spacers. Try each of these variations to see which one works best for your setup.



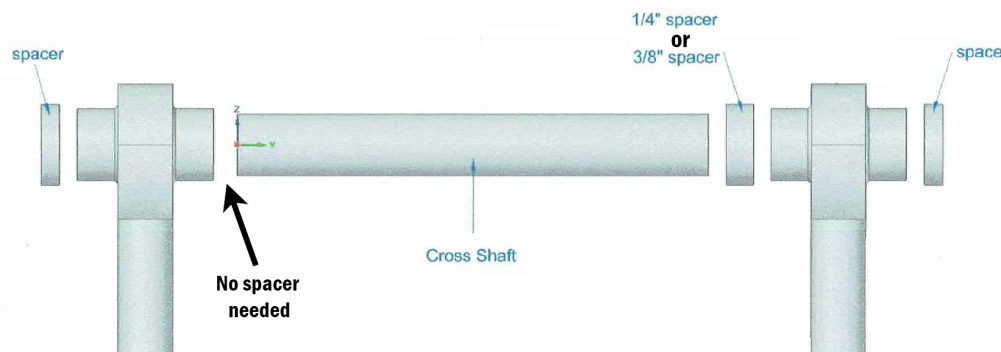
Variation 1



Variation 2

The two 1/4" washers are on the outside of the misalignment spacers. The two 3/8" spacers are on the inside of the misalignment spacers.

If you are using a UCA Double Shear the outer spacers can be removed. Preassemble the Double Shear with spacers before welding to insure the UCA bolt and Nut can fully thread together



Variation 3

Either one of the 1/4" or 3/8" spacers will go to the back of the Cross Shaft. Use the same left over spacers to put on the outside of the misalignment spacers.

If you are using a UCA Double Shear the outer spacers can be removed. Preassemble the Double Shear with spacers before welding to insure the UCA bolt and Nut can fully thread together